

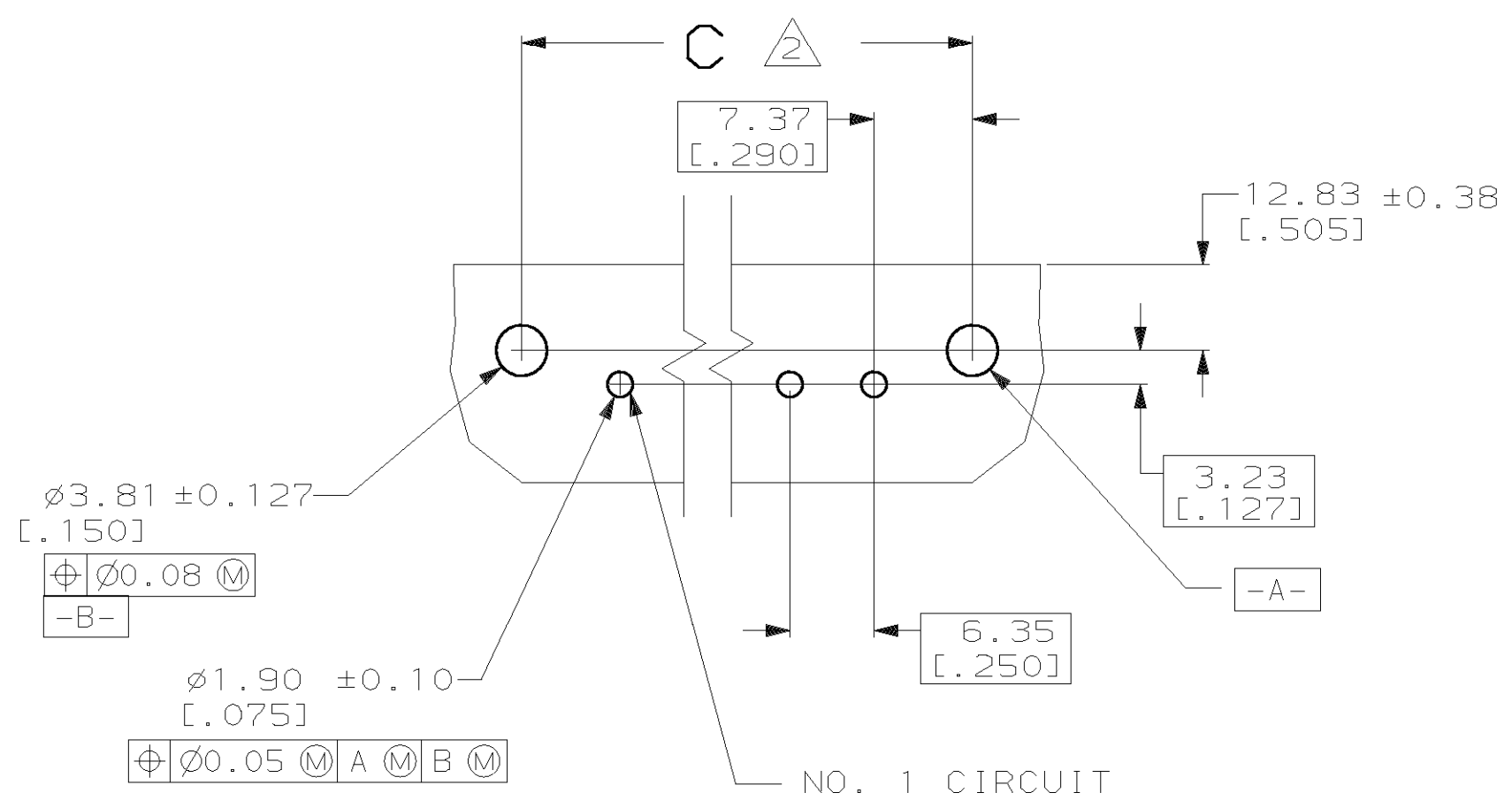
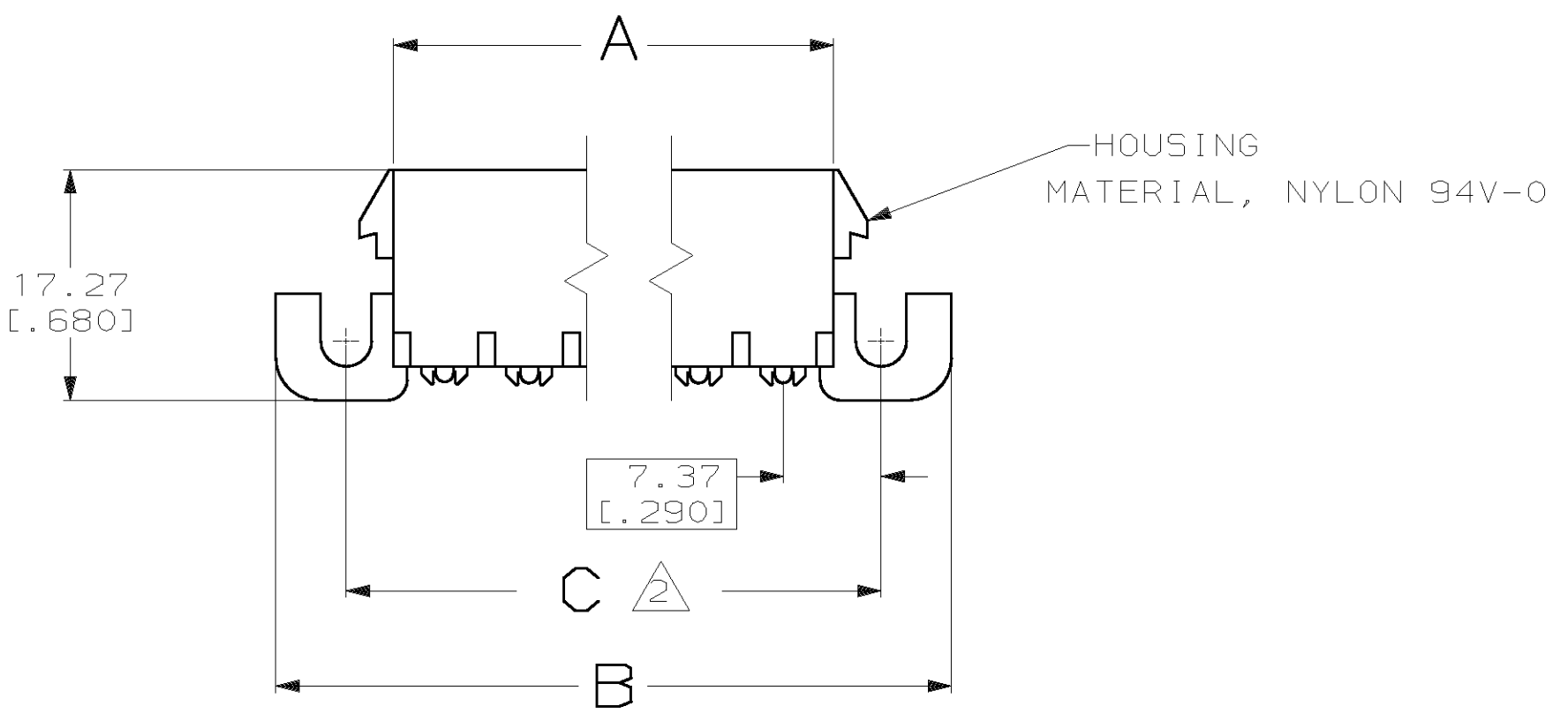
THIS DRAWING IS UNPUBLISHED. RELEASED FOR PUBLICATION, 19 .
 © COPYRIGHT 19 BY AMP INCORPORATED. ALL INTERNATIONAL RIGHTS RESERVED.

LOC	DIST	P	F	ZONE	LTR	REVISIONS	DATE	APPD
CH	11					DESCRIPTION		
					C	ECN 0G3B-0051-00	28-MAR-00	KW

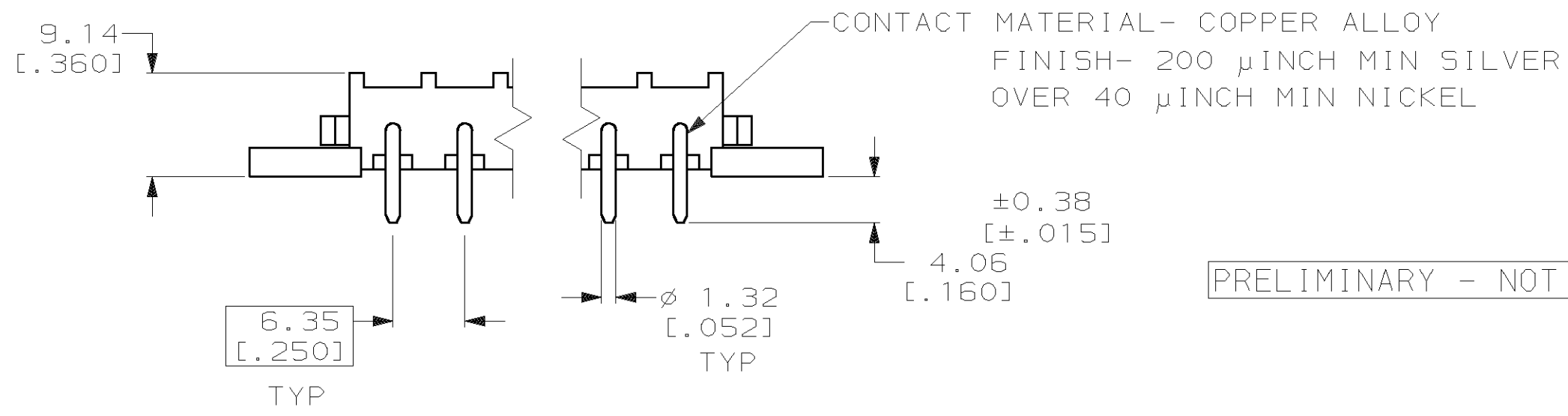
*MATE-N-LOK is a Trademark.

1. MATES WITH MATE-N-LOK* II PLUG CONNECTORS USING 193796-1 PIN CONTACTS.

△ -C- IS A BASIC DIMENSION



RECOMMENDED LAYOUT FOR .062 THK PC BOARD



PRELIMINARY - NOT FOR PRODUCTION

59.18 [2.330]	69.85 [2.750]	52.07 [2.050]	8	193839-5
40.13 [1.580]	50.67 [1.995]	33.02 [1.300]	5	193839-4
33.78 [1.330]	44.32 [1.745]	26.67 [1.050]	4	193839-3
27.43 [1.080]	37.97 [1.495]	20.32 [.800]	3	193839-2
21.08 [.830]	31.62 [1.245]	13.97 [.550]	2	193839-1
C	B	A	NO OF POSN	PART NUMBER

DO NOT SCALE PRINT. UNLESS SPECIFIED DIMENSIONS IN mm [INCHES] TOLERANCES ON:		DR 08-27-93 J. TURNER		AMP AMP Incorporated Harrisburg, PA 17105-3608	
2 PLC DEC ± 0.25[.010]	3 PLC DEC ± -	CHK -	APPD -	NAME SOCKET HEADER, RT ANGLE MOUNT, UNIVERSAL MATE-N-LOK* 2 THRU 5 POSITION	
ANGLES ± -	MATERIAL -	APPD -	PRODUCT SPEC -	SIZE CAGE CODE DRAWING NO	
FINISH -	APPLICATION SPEC -	SCALE 2:1	WEIGHT -	C 00779	C=193839
THIS DRAWING IS A CONTROLLED DOCUMENT FOR AMP INCORPORATED. IT IS SUBJECT TO CHANGE AND THE CONTROLLING ENGINEERING ORGANIZATION SHOULD BE CONTACTED FOR THE LATEST REVISION.				SHEET 1 OF 1	